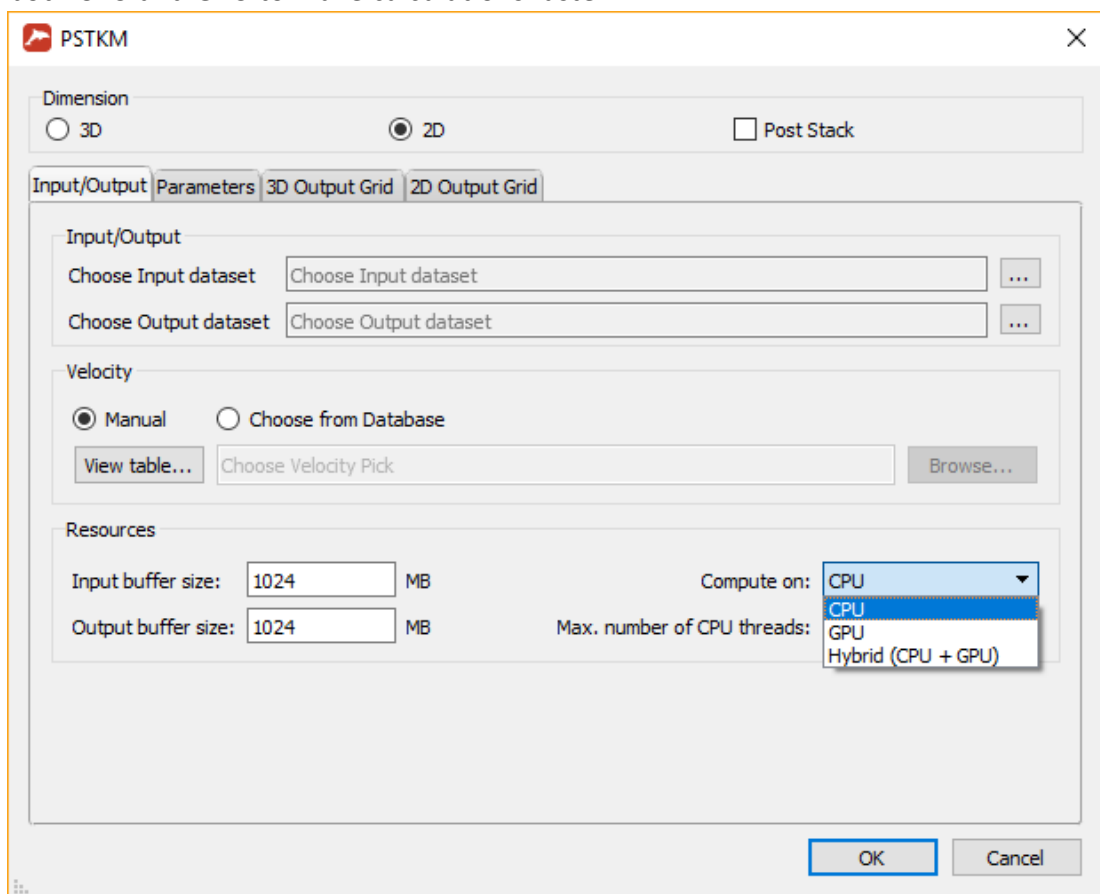


RadExPro 2018.2 release notes

We are pleased to announce the next version of our software -- **RadExPro 2018.2** is ready for release.

This version includes a number of improvements making life easier:


- **Pre/Post-Stack Kirchhoff Time Migration** can now run on GPU instead of CPU, or use both CPU and GPU to make calculations faster.

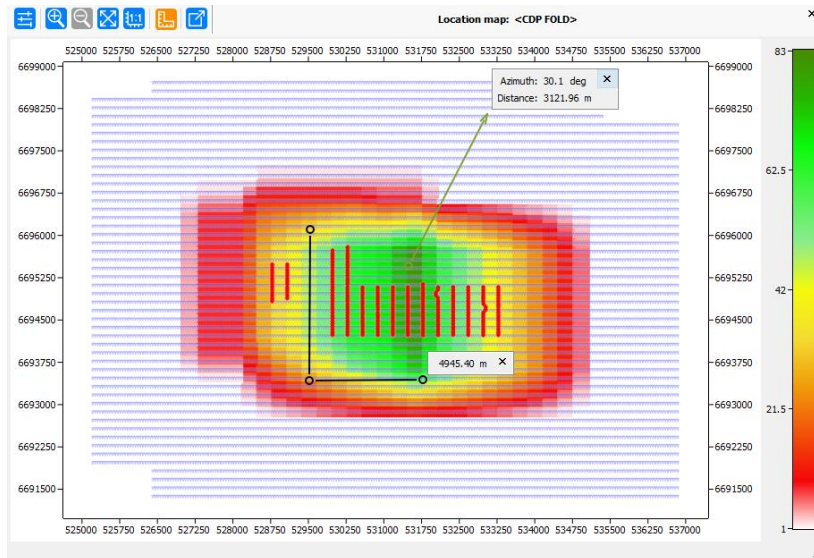


We recommend that only those GPU that are not connected to a display shall be used for calculations. The module would automatically select the most powerful GPU from those available.

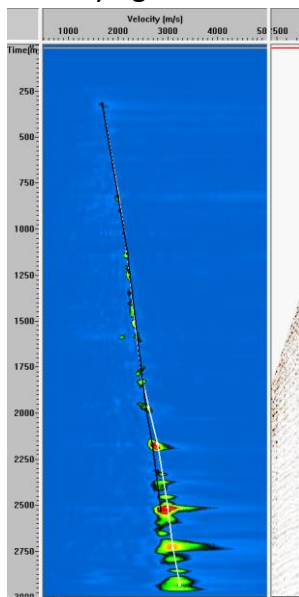
Never miss any of our news! Follow RadExPro in social media:



- **SEG-D Input** module can now accept lot more input files than it used to, due to zip-algorithm that is now applied to compress the list of files.
- A new module, **Real-Time SEG-Y Input**, have been added to the **RadExPro Real-Time** configuration. In addition to SEG-D, now you can make input data for real-time QC from SEG-Y files as well.
- Maps of the **Interactive QC** module can now display 2 types of rulers. Click the  toolbar button and then use left mouse button for a multi-segment distance measurement and right mouse button for azimuth/distance measurement.



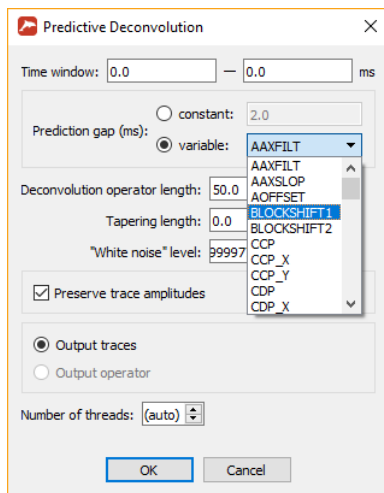
- You can now load a guide velocity function to **Interactive Velocity Analysis** module. On the figure below, black line if the current velocity function that is being edited, while the underlying white line is the guide.



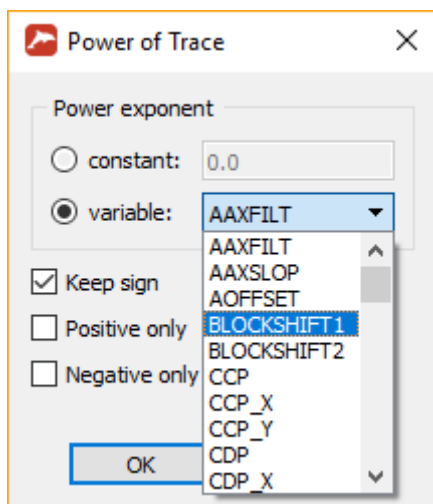
Never miss any of our news! Follow RadExPro in social media:



- **Predictive Deconvolution** can now use variable gap taken from trace header.



- In **Screen Display**, you can now use →, ←, ↑ and ↓ keys for scrolling (as before, Ctrl+→/←-arrow keys can still be used for scrolling through ensembles when *Ensemble Boundaries* option is on).
- In **Amplitude Correction** module, now you can use negative values as *Time raised to power* and *Exponential correction* parameters, which gives you an easy way to remove previously applied corrections.
- **Power of Trace** can now use variable exponent taken from trace header.



- You can now **export/import Horizontal Velocity Tables (HVT) to/from text files** the same way as for conventional Velocity Tables.
- In **Database Navigator** you can now copy-paste velocity tables (both conventional and HVT), picks, replicas, boreholes and F-K polygons through the context pop-up menu.

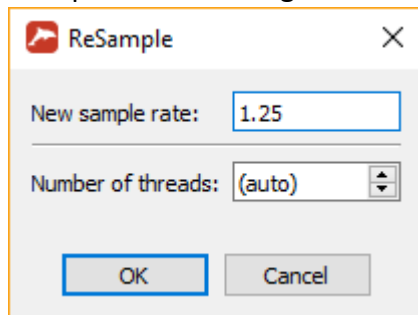
Never miss any of our news! Follow RadExPro in social media:



Please note, that you should copy them from a table on the right panel but paste them to a specific level of the project tree on the left panel.

- The following additional modules were parallelized:
 1. Time Variant Amplitude Gain
 2. Apply Statics
 3. Spectral Whitening
 4. Time Variant Bandpass Filtering
 5. ReSample

Now you can explicitly indicate a number of processing threads to be used by a module in its parameter dialog:



When (auto) is selected, the number of processing threads will be made equal to the number of cores available in your CPU.

- **Horizon Manipulation** module was optimized for working with big picks and now works much faster.
- We have halted usage of **9999** as an internal **no-value** indicator for trace headers because occasionally it caused problems. From now on, in all new projects the default header no-value representation will be **-2*10⁹** which is presumably way more rare in the real life than 9999 (in old projects 9999 will be still in use for backward compatibility).
- A number of **bugs were fixed**, including the following:
 - Incorrect rounding of big integer values in exported picks – **FIXED!**
 - Poor WT/VA display in Seismic Display and QC Display modules – **FIXED!**
 - Interpolation in Velocity Manipulation module crashes with spatial step greater than 1 – **FIXED!**
 - Horizon Manipulation module divides data by ensembles regardless of pre/post-stack parameter – **FIXED!**
 - HVA module unable to load previously saved Horizon Velocity Tables – **FIXED!**

As usual, if you are on maintenance, please contact us at support@radexpro.ru and get your update for free.

Never miss any of our news! Follow RadExPro in social media:

